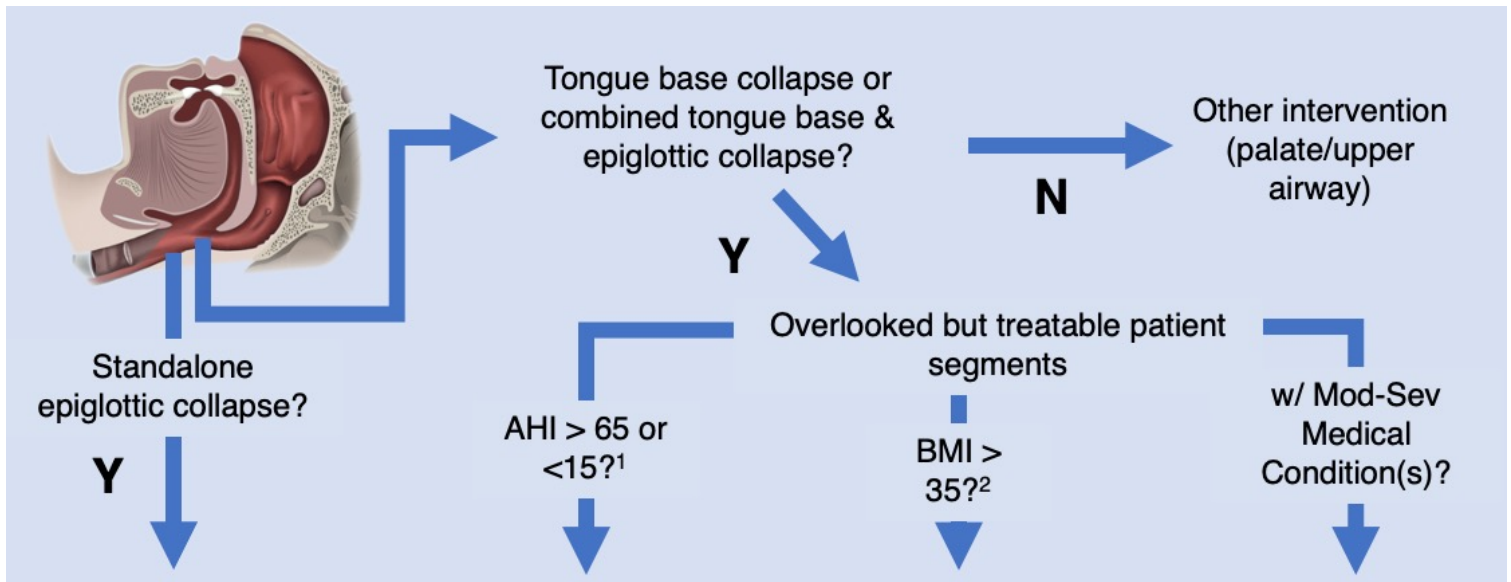


PATIENT SELECTION

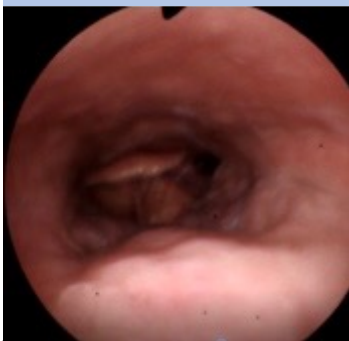
Lower Airway Collapse in OSA - A Comprehensive Treatment Paradigm: Filling the Treatment Gaps of Hypoglossal Nerve Stimulation (HNS) With AIRLIFT Hyoid Suspension Using Drug-Induced Sleep Endoscopy (DISE) Evaluations

In my practice, all OSA patients undergo a DISE examination. When DISE demonstrates predominantly tongue base and/or epiglottis collapse with minimal upper airway (velum/oropharynx) collapse:

Thomas Heineman, MD.
Physician's Clinic of Iowa
Cedar Rapids, IA



Epiglottic Collapse

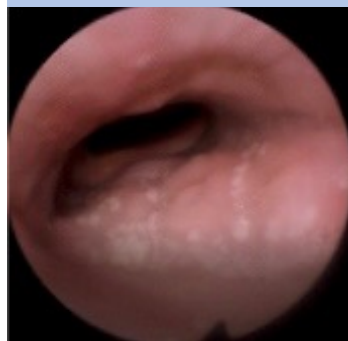


Patient: 44-year-old male. DISE showed predominant epiglottic collapse, without notable tongue base collapse.

Intervention: AIRLIFT hyoid suspension.

Result: Preop AHI 28. Post Airlift AHI 10.

High AHI



Patient: 68-year-old female. DISE finding of upper & complete lower airway collapse.

Intervention: AIRLIFT hyoid suspension.

Result: Preop AHI of 95.8. Post Airlift AHI 21.2. Patient now HNS eligible.

High BMI



Patient: 44-year-old male with a BMI of 37. Patient unable to lose weight. DISE finding of upper & significant lower airway collapse.

Intervention: AIRLIFT hyoid suspension.

Result: Preop AHI 18.9. Post Airlift AHI 6.5.

Down Syndrome



Patient: 23-year-old male with Down Syndrome. Post-HNS management concerns. DISE showed predominant tongue base collapse.

Intervention: AIRLIFT hyoid suspension.

Result: Preop AHI 42.5. Post Airlift AHI 5.7.

¹ AHI cut off may vary: There are no AHI restrictions on FDA-cleared AIRLIFT indications. HNS FDA-cleared indications are for AHI < 100 but most payers only cover AHI < 65.

² BMI cut off may vary: There are no BMI restrictions on FDA-cleared AIRLIFT indications. HNS FDA-cleared indications are for BMI < 40 but most payers only cover BMI < 35.

Additional AIRLIFT hyoid suspension patient candidates

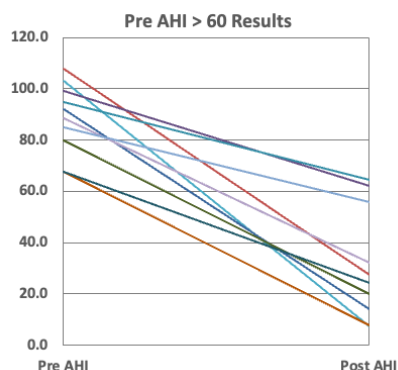
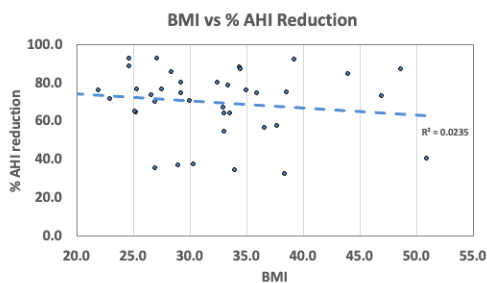
- Insurance coverage for other options is limited
- Minimize disruption of patient's anticoagulation regimen
- Post-procedure compliance concerns
- With significant upper & lower airway collapse, consider adding UPPP either simultaneously or staged.



Thomas Heineman, MD.
Physician's Clinic of Iowa
Cedar Rapids, IA

Literature on Treating High BMI, High AHI and Epiglottic Collapse Patients

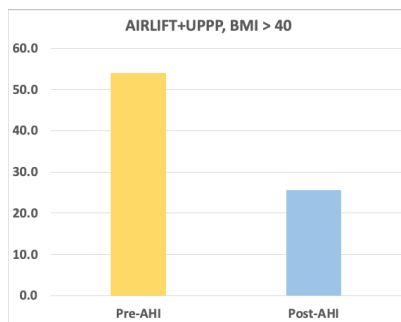
Study of 39 patients treated with AIRLIFT hyoid suspension and modified UPPP¹. Overall study results showed 74% median AHI reduction, 77% Surgical Success per Sher criteria, and 100% compliance. Overall results achieved showed no correlation with BMI. For patients with a pre-AHI > 60, the mean AHI reduction was 64%.



Article Link:



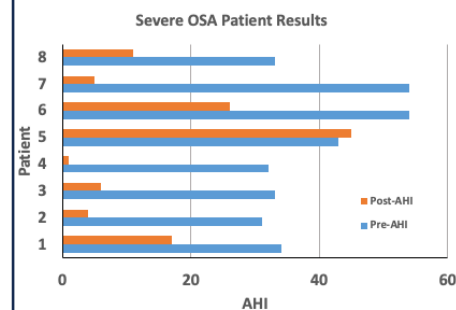
29 patients treated with AIRLIFT hyoid suspension and UPPP demonstrated a significant improvement in AHI (54 ± 40.5 to 25.6 ± 21.4) & ESS (11.3 ± 6 to 7 ± 4.9)². Also in this study, 7 patients showed a significant improvement in AHI (30.6 ± 21.1 to 23.3 ± 20.7) with hyoid suspension alone.



Abstract Link:



Study of 19 patients treated with AIRLIFT hyoid suspension targeted hypopharyngeal collapse with retroflexion of the epiglottis³. Overall study results showed 43% mean AHI reduction, 47% Surgical Success and 100% compliance. 62.5% Surgical Success was found in Severe OSA patient subgroup.



Article Link:



AIRLIFT®

Your New Approach to Hyoid Suspension

- Fast
- Simple
- Reliable
- Effective
- Adjustable
- Reversible

Learn more at our website:



Siesta Medical, Inc.

101 Church Street, Suite 3
Los Gatos, CA 95030

ph: 408.320.9424 fax: 408.399.7600

email: info@siestamedical.com

web: www.siestamedical.com

Contact us to schedule a demo:

